

88 is known as: 88-USA

88-USA bulb specifications:

category: **Miniature**

volt: **6.8**

amp: **1.91**

watt: **13**

base: **BA15d** - Double Contact Candelabra Bayonet (or D.C.Bayonet)

glass: **S8**

filament: **C2R**

fil.res.: **3.56** ohm

m.o.l.: **2** inches

l.c.l.: **1.13** inches

burn pos: burn lamp in **ANY** position

i.lumens: **189**

cp: **15**

d.hours: **300**

notes:

antique

Automobile Lamp

Indicator Lamp

stop lamp

uses socket: [DB-BA15D1](#)



www.donsbulbs.com

typical photo of **88-USA** bulb type

88-USA

also known as **Cross-Reference:**

88-USA

031293409928

031293409928-EIKO

1140-TUNGSRAM

2516

2516-FOCUS

25772

34219

360-TRIFA

4512-STANLEY

5055-396

5055-396-SW-A-ELTOSCH

6.8-012-03

6.8-012-03-CANIMPEX

607000U-MICROLAMP

6402

6402-PHILIPS

6422-P

6422-PHILIPS

6422P

6V15CP

6V15CP-BA15D

6V15CP-DC

6V15CP-DCB

700

700-009

700-009-LEITZ

700-GOODLITE

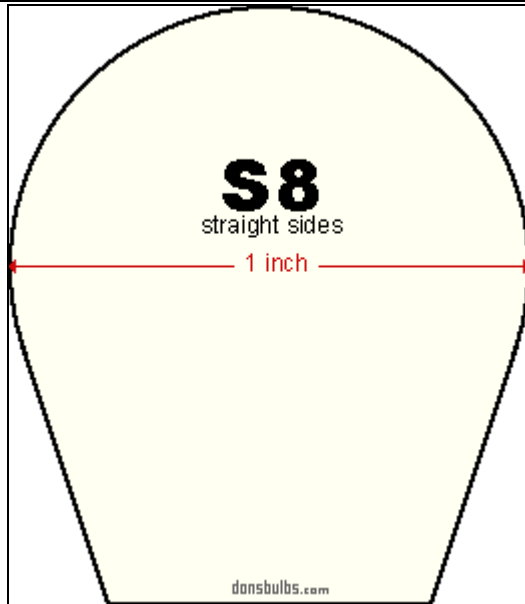
700-ROLAND

7420

7420-O

7420-OS

7420-OSRAM



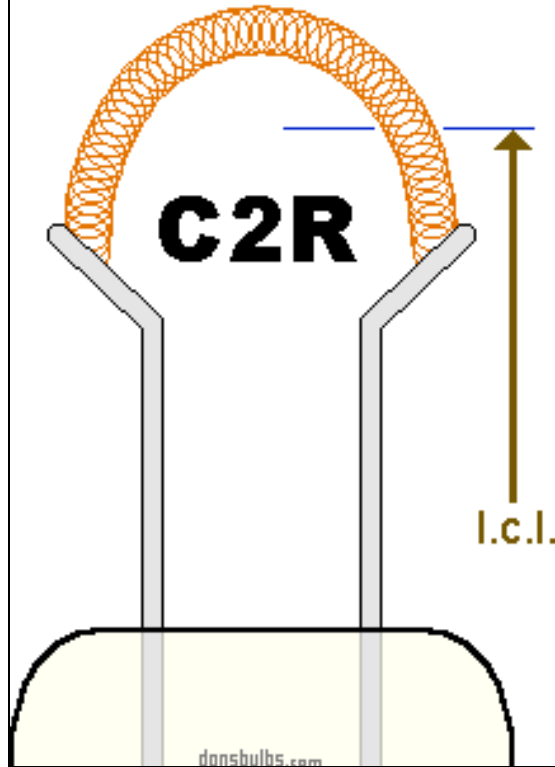
usual shape of **S8** glass envelopes
(not to scale)

88
88-BMC
88-CEC
88-EIKO
88-GE
88-LECTRA
88-LUGON
88-MAZDA
A4713B
AB3001
AGI-3423
AGI-AS854
AS-3612
AS-3612-AIDLITE
AS3612
AS3612-AIDLITE
AS4602
BT-ET-5055-396-SW-A-ELTOSCH
CM88
ET-5055-396-SW-A-ELTOSCH
FOCUS-2516
LUCAS-318
MB-00880
MB00880
O-7420
OS-7420
P-6422
P6422
STANLEY-4512
WA-700
WA700
WA700-GOODLITE

filament
close-up view:



C = coiled



typical shape of **C2R** filament (not to scale)

88-USA

have been found in equipment:

Allstate

1953 DOME-LAMP Automobile

Brockway

1950-6-VOLT DOME-LAMP Automobile / Truck
1951-6-VOLT DOME-LAMP Automobile / Truck
1952-6-VOLT DOME-LAMP Automobile / Truck
1953-6-VOLT DOME-LAMP Automobile / Truck
1954-6-VOLT DOME-LAMP Automobile / Truck
1955-6-VOLT DOME-LAMP Automobile / Truck
1956-6-VOLT DOME-LAMP Automobile / Truck
1957-6-VOLT DOME-LAMP Automobile / Truck

Buick

1942 DOME-LAMP Automobile
1949-SERIES-50 DOME-LAMP Automobile
1949-SERIES-70 DOME-LAMP Automobile
1950 DOME-LAMP Automobile
1951-SERIES-40 DOME-LAMP Automobile
1951-SERIES-50 DOME-LAMP Automobile
1951-SERIES-70 DOME-LAMP Automobile
1952-SERIES-40 DOME-LAMP Automobile
1952-SERIES-50 DOME-LAMP Automobile
1952-SERIES-70 DOME-LAMP Automobile

Cadillac

1941 DOME-LAMP Automobile
1942 DOME-LAMP Automobile
1946 DOME-LAMP Automobile
1947 DOME-LAMP Automobile
1948 DOME-LAMP Automobile
1949 DOME-LAMP Automobile
1950 DOME-LAMP Automobile
1951 DOME-LAMP Automobile
1952 DOME-LAMP Automobile

BA15d

double contact bayonet

DC bayonet

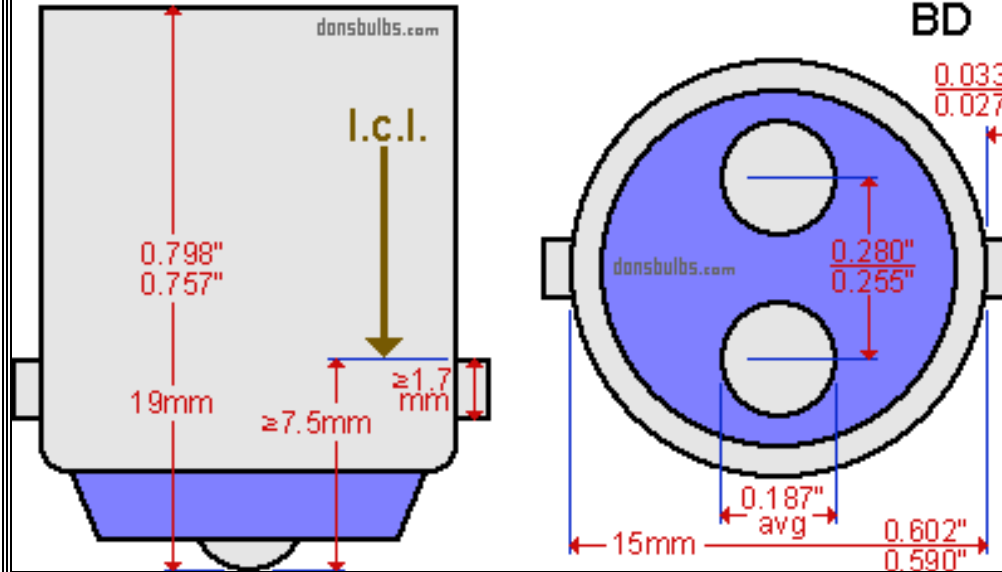
double contact candelabra bayonet

SBC (British small bayonet cap)

IEC7004-11
DIN49721

IEC7005-13
DIN49642T6

A19A
A19B
A19C
A19D
B15d
SBC
DC
BD



industry standards for base:

BA15d - Double Contact Candelabra Bayonet (or D.C.Bayonet)
(not to scale)

Chevrolet

- 1950 DOME-LAMP Automobile / Truck
- 1951 DOME-LAMP Automobile / Truck
- 1952 DOME-LAMP Automobile / Truck
- 1953 DOME-LAMP Automobile
- 1954 DOME-LAMP Automobile / Truck

Chrysler

- 1949 DOME-LAMP Automobile
- 1950 DOME-LAMP Automobile
- 1951 DOME-LAMP Automobile
- 1952 DOME-LAMP Automobile
- 1953-C-56,58,66 MAP-LAMP Automobile
- 1953-C56,58,66 MAP-LAMP Automobile
- 1953 DOME-LAMP Automobile
- 1954-C-62,63,64 MAP-LAMP Automobile
- 1954-C62,63,64 MAP-LAMP Automobile

Desoto

- 1949 DOME-LAMP Automobile
- 1950 DOME-LAMP Automobile
- 1951 DOME-LAMP Automobile
- 1952 DOME-LAMP Automobile
- 1953 DOME-LAMP Automobile
- 1953 MAP-LAMP Automobile
- 1954 DOME-LAMP Automobile
- 1954 MAP-LAMP Automobile

Dodge

- 1949 DOME-LAMP Automobile / Truck
- 1950 DOME-LAMP Automobile / Truck
- 1951 DOME-LAMP Automobile / Truck
- 1952 DOME-LAMP Automobile / Truck
- 1953 DOME-LAMP Automobile
- 1953 MAP-LAMP Automobile
- 1954 DOME-LAMP Automobile / Truck
- 1954 MAP-LAMP Automobile
- 1955 DOME-LAMP Automobile / Truck

E. Leitz Incorporated

700-009 Microscope

GMC

1955-6-VOLT DOME-LAMP Automobile / Truck

Henry J

1953-533 DOME-LAMP Automobile

1953-534 DOME-LAMP Automobile

Hudson

1942 DOME-LAMP Automobile

1946 DOME-LAMP Automobile

1946 STEP-COURTESY-LAMP Automobile

1947 DOME-LAMP Automobile

1947 STEP-COURTESY-LAMP Automobile

Kaiser

1955-6-VOLT UNDER-HOOD-LAMP Automobile

Oldsmobile

1947-SERIES-60 DOME-LAMP Automobile

1947-SERIES-70 DOME-LAMP Automobile

1948-SERIES-60 DOME-LAMP Automobile

1948-SERIES-70 DOME-LAMP Automobile

1948-SERIES-90 DOME-LAMP Automobile

1949-SERIES-76 DOME-LAMP Automobile

1949-SERIES-88 DOME-LAMP Automobile

1949-SERIES-98 DOME-LAMP Automobile

1950-SERIES-76 DOME-LAMP Automobile

1950-SERIES-88 DOME-LAMP Automobile

1950-SERIES-98 DOME-LAMP Automobile

1950-SW-SERIES-76 DOME-LAMP Automobile

1950-SW-SERIES-88 DOME-LAMP Automobile

1951-SERIES-88 DOME-LAMP Automobile

1951-SERIES-98 DOME-LAMP Automobile

1952-SERIES-88 DOME-LAMP Automobile
1952-SERIES-98 DOME-LAMP Automobile

Packard

1941 DOME-LAMP Automobile

Plymouth

1949 DOME-LAMP Automobile
1950 DOME-LAMP Automobile
1951 DOME-LAMP Automobile
1952 DOME-LAMP Automobile
1953 DOME-LAMP Automobile
1954 DOME-LAMP Automobile
1955-6-VOLT MAP-LAMP Automobile

Pontiac

1948 DOME-LAMP Automobile
1949 DOME-LAMP Automobile
1950 DOME-LAMP Automobile
1951 DOME-LAMP Automobile
1952 DOME-LAMP Automobile

Studebaker

1942 DOME-LAMP Automobile / Truck
1943 DOME-LAMP Automobile
1944 DOME-LAMP Automobile
1945 DOME-LAMP Automobile
1946 DOME-LAMP Automobile / Truck
1947-COMMANDER DOME-LAMP Automobile
1947-COMMANDER STEP-COURTESY-
LAMP Automobile
1947 DOME-LAMP Automobile / Truck
1947 STEP-COURTESY-LAMP Automobile
1948-CHAMPION DOME-LAMP Automobile
1948-CHAMPION STEP-COURTESY-LAMP Automobile
1948-COMMANDER DOME-LAMP Automobile
1948-COMMANDER STEP-COURTESY-
LAMP Automobile

1949-CHAMPION DOME-LAMP Automobile
1949-CHAMPION STEP-COURTESY-LAMP Automobile
1949-COMMANDER DOME-LAMP Automobile
1949-COMMANDER STEP-COURTESY-
LAMP Automobile
1951 DOME-LAMP Automobile
1952 DOME-LAMP Automobile
1953-CHAMPION DOME-LAMP Automobile
1953-CHAMPION STEP-COURTESY-LAMP Automobile
1953-COMMANDER DOME-LAMP Automobile
1953-COMMANDER STEP-COURTESY-
LAMP Automobile
1954 DOME-LAMP Automobile
1954 STEP-COURTESY-LAMP Automobile
1955-6-VOLT MAP-LAMP Automobile
1955 DOME-LAMP Automobile
1955 STEP-COURTESY-LAMP Automobile

White

1941-WHITE-HORSE-6-VOLT-WA DOME-
LAMP Automobile / Truck
1942-WHITE-HORSE-6-VOLT-WA DOME-
LAMP Automobile / Truck
1946-6-VOLT-WB DOME-LAMP Automobile / Truck
1946-WHITE-HORSE-6-VOLT-WA DOME-
LAMP Automobile / Truck
1947-6-VOLT-WB DOME-LAMP Automobile / Truck
1947-WHITE-HORSE-6-VOLT-WA DOME-
LAMP Automobile / Truck
1948-6-VOLT-WB DOME-LAMP Automobile / Truck
1948-WHITE-HORSE-6-VOLT-WA DOME-
LAMP Automobile / Truck
1949-6-VOLT-3018,3020 DOME-LAMP Automobile / Truck
1949-6-VOLT DOME-LAMP Automobile / Truck
1949-WHITE-HORSE-6-VOLT-WA DOME-
LAMP Automobile / Truck
1950-6-VOLT-3016,3026 DOME-LAMP Automobile / Truck
1950-6-VOLT-WA DOME-LAMP Automobile / Truck

1950-6-VOLT-WC-14-26 DOME-LAMP Automobile / Truck
1950-6-VOLT-WC14-26 DOME-LAMP Automobile / Truck

Willys

1954-STANDARD DOME-LAMP Automobile